



COMMISSION OF THE EUROPEAN COMMUNITIES

Brussels, 28.10.2005  
SEC(2005) 1375

COMMISSION STAFF WORKING DOCUMENT

*Annex to the*

**SAPARD ANNUAL REPORT – YEAR 2004**

{COM(2005) 537 final}

## TABLE OF CONTENTS

|                 |  |
|-----------------|--|
| <b>ANNEX A:</b> | Financial Execution  |
| <b>ANNEX B:</b> | All Countries  |
| Table I         | Distribution of Sapard funds between measures  |
| Table II        | Number of projects contracted  |
| Table III       | Amounts contracted to projects   |
| Table IV        | Amounts contracted to projects in percentage of total EU allocation                                  |
| Table V         | Progression of payments  |
| Table VI        | EU allocation and the value of Sapard projects contracted since the start of the programmes          |
| <b>ANNEX C:</b> | Amounts contracted per country   |
| Annex C.1       | Amounts contracted in new Members States under farm investment and processing and marketing measures |
| Annex C.2       | Amounts contracted in new Member States under rural infrastructure and diversification measures      |
| Annex C.3.1     | CZECH REPUBLIC   |
| Annex C.3.2     | ESTONIA  |
| Annex C.3.3     | HUNGARY  |
| Annex C.3.4     | LATVIA   |
| Annex C.3.5     | LITHUANIA  |
| Annex C.3.6     | POLAND   |
| Annex C.3.7     | SLOVAKIA   |
| Annex C.3.8     | SLOVENIA   |
| Annex C.3.9     | BULGARIA   |
| Annex C.3.10    | ROMANIA  |
| <b>ANNEX D:</b> | Modification of Sapard Programmes  |
| <b>ANNEX E:</b> | List of EU Legislation   |
| <b>ANNEX F:</b> | Conferral of Management  |

## ANNEX A – Financial Execution

**Table 1 – Execution of commitment appropriations available in the 2004 budget  
by 31.12.2004 (million EUR)**

| <i>Budget lines</i> | <i>Budget 2004</i> | <i>carry-over from 2003</i> | <i>transfers</i> | <i>total available</i> | <i>executed</i> | <i>%</i>     |   |
|---------------------|--------------------|-----------------------------|------------------|------------------------|-----------------|--------------|---|
| <i>1</i>            | <i>2</i>           | <i>3</i>                    | <i>4</i>         | <i>5</i>               | <i>6</i>        | <i>7=6/5</i> | <i>8</i>  |
| 05.050101           | 225.2              | +1.5                        | +1.5             | 228.2                  | 226.7           | 0.99         | €1,5 million were carried over to 2005*         |
| 05.050102           | –                  | +2.4                        | –                | 2.4                    | 2.4             | 100          | in 2004 initially only payment appropriations** |
| 05.010403           | 1.5                |                             | –1.5             | 0                      |                 |              | was made available for RO/BG under AFA 2004     |
| 05.490403           | –                  |                             |                  |                        |                 |              | only payment appropriations***                  |
| <b>TOTAL</b>        | <b>226.7</b>       | <b>3.9</b>                  | <b>0</b>         | <b>230.6</b>           | <b>229.1</b>    | <b>0.99</b>  |   |

\* Amount not used under Article 7(4) of Regulation (EC) No 1268/1999 and to be made available to Romania and Bulgaria.

\*\* Payment of the programmes of the new Member States.

\*\*\* Payment of open commitments from the evaluation seminar held in Brussels in 2003.

**Table 2 – Execution of payment appropriations available in the 2004 budget  
by 31.12.2004 (million EUR)**

| <i>Budget lines</i> | <i>Budget 2004</i> | <i>transfers budgetary authority</i> | <i>transfers Commission</i> | <i>available budget</i> | <i>paid</i>  | <i>%</i>     |  |
|---------------------|--------------------|--------------------------------------|-----------------------------|-------------------------|--------------|--------------|--|
| <i>1</i>            | <i>2</i>           | <i>3</i>                             |                             | <i>4</i>                | <i>5</i>     | <i>6=5/4</i> | <i>7</i>   |
| 05.050101           | 132.2              | +35.6<br>+1.5                        | +23.8                       | 193.1                   | 193.1        | 100          | claims for €38.1 million* could not be paid due to lack of budget appropriations |
| 05.050102           | 267.8              | 136.4                                | –23.8                       | 380.4                   | 380.4        | 100          | claims for €46,9 million* could not be paid due to lack of budget appropriations |
| 05.010403           | 1.5                | –1.5                                 | –                           | –                       | –            |              | transferred to budget line 05.050101   |
| 05.490403           | 0.3                | –                                    | –                           | 0.3                     | 0.02         | 7            | payment of evaluation seminars   |
| <b>TOTAL</b>        | <b>401.8</b>       | <b>172.0</b>                         | <b>–</b>                    | <b>573.8</b>            | <b>573.5</b> | <b>100</b>   |  |

\* Payment claims submitted by the Sapard beneficiary countries but not paid by the Commission at 31.12.2004.

## ANNEX A – Financial Execution

**Table 3 – Commitments, payments and RAL by 31.12.2004**

| Country         | Commitments           | Payments from the Commission         |                       |                           | in % of available funds | RAL*        |
|-----------------|-----------------------|--------------------------------------|-----------------------|---------------------------|-------------------------|-------------|
|                 | Total AFAs 2000–2004* | Total payments made until 31.12.2003 | Payments made in 2004 | Payments made since start |                         |             |
| 1               | 2                     | 3                                    | 4                     | 5=3+4                     | 6=5/2                   | 7=2–5       |
| Bulgaria        | 286 771 633           | 58 625 989                           | 32 415 128            | 91 041 117                | 31,7                    | 195 730 516 |
| Romania         | 791 151 692           | 37 537 477                           | 160 705 836           | 198 243 313               | 25,1                    | 592 908 379 |
| Total 05.050101 | 1 077 923 325         | 96 163 466                           | 193 120 964**         | 289 284 430***            | 26,8                    | 788 638 895 |

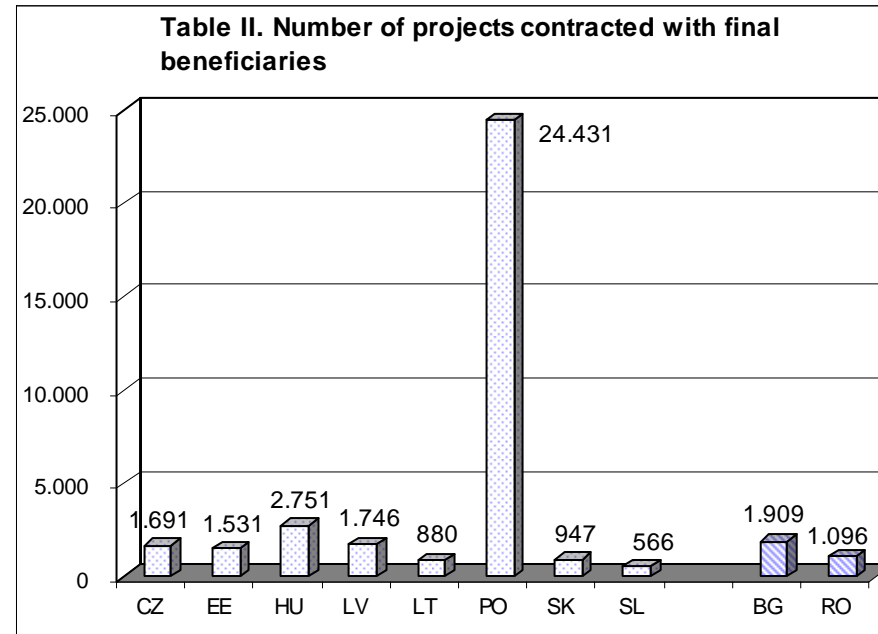
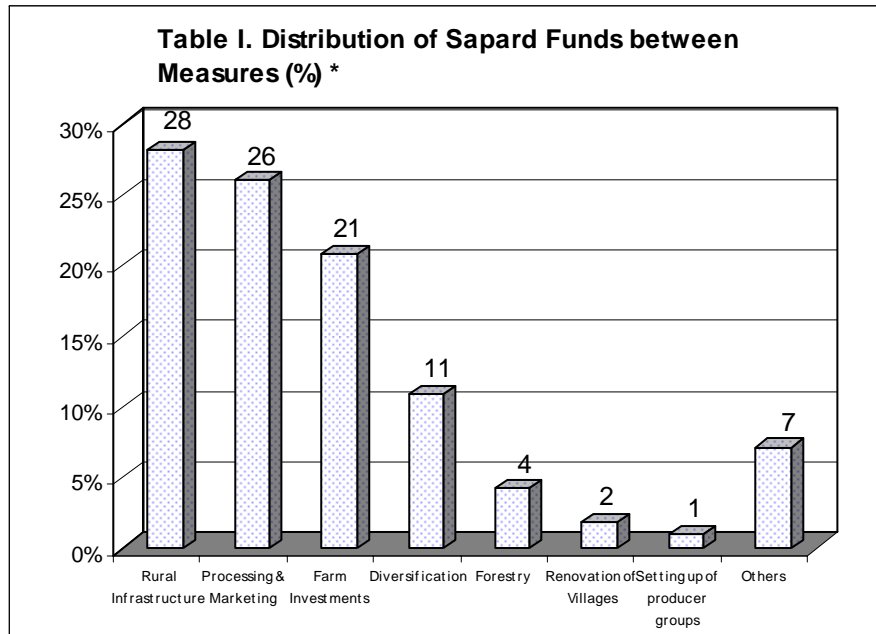
| Country         | Commitments          | Payments from the Commission         |                       |                           | in % of available funds | RAL*        |
|-----------------|----------------------|--------------------------------------|-----------------------|---------------------------|-------------------------|-------------|
|                 | Total AFAs 2000–2003 | Total payments made until 31.12.2003 | Payments made in 2004 | Payments made since start |                         |             |
| 1               | 2                    | 3                                    | 4                     | 5=3+4                     | 6=5/2                   | 7=2–5       |
| Czech Republic  | 92 787 704           | 40 244 716                           | 38 571 066            | 78 815 782                | 84,9                    | 13 971 922  |
| Estonia         | 51 043 119           | 26 656 148                           | 19 865 374            | 46 521 522                | 91,1                    | 4 521 597   |
| Hungary         | 160 039 127          | 9 482 800                            | 26 189 720            | 35 672 520                | 22,3                    | 124 366 607 |
| Lithuania       | 125 448 234          | 35 555 028                           | 52 155 143            | 87 710 171                | 69,9                    | 37 738 063  |
| Latvia          | 91 883 502           | 29 289 588                           | 38 112 006            | 67 401 594                | 73,4                    | 24 481 908  |
| Poland          | 709 409 786          | 163 638 979                          | 171 223 384           | 334 862 363               | 47,2                    | 374 547 423 |
| Slovenia        | 26 650 758           | 7 222 230                            | 11 737 745            | 18 959 975                | 71,1                    | 7 690 783   |
| Slovakia        | 76 915 845           | 9 376 760                            | 22 524 598            | 31 901 358                | 41,5                    | 45 014 487  |
| Total 05.050102 | 1 334 178 075        | 321 466 249                          | 380 379 036**         | 701 845 285***            | 52,6                    | 632 332 789 |

\* Based on global commitments.

\*\* €73.5 million which was paid to the Sapard countries include €173.5 million an additional amount transferred by the budgetary authority. Payment claims amounting to €86.5 million remained pending in 2004 due to insufficient funds.

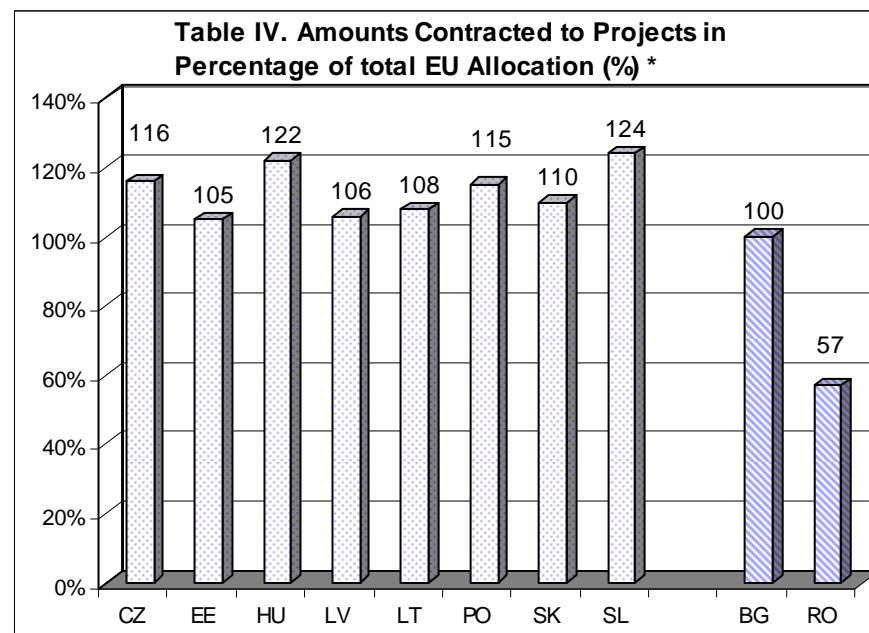
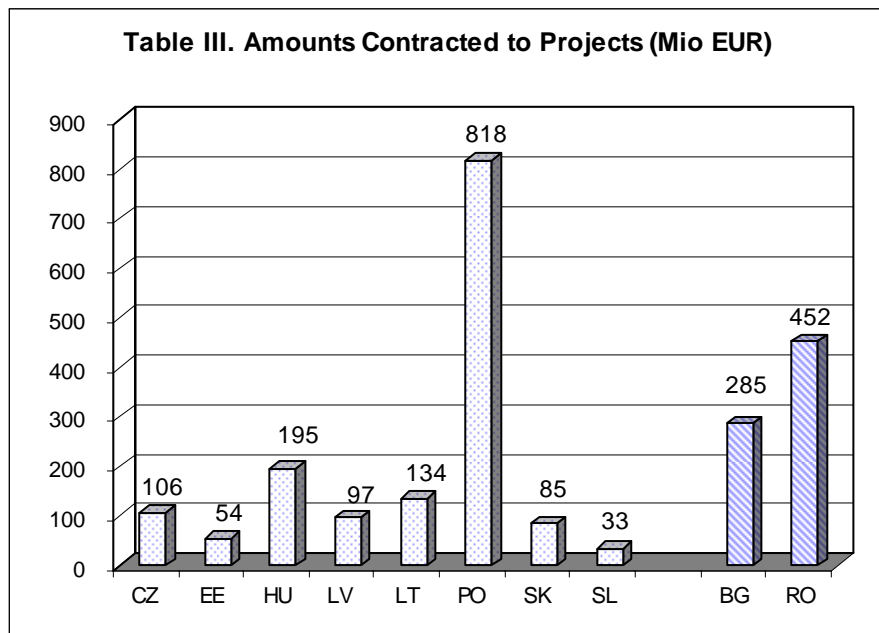
\*\*\* Out of €91 million actually paid to the Sapard countries €259 million represented payments on account and €732 represented reimbursement payment based on expenditure declarations.

**ANNEX B – All Countries**



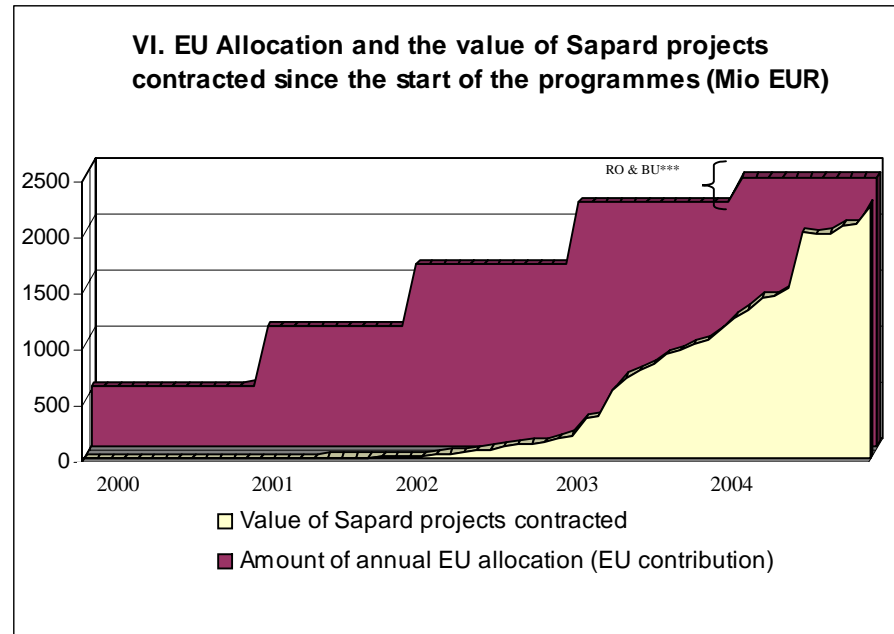
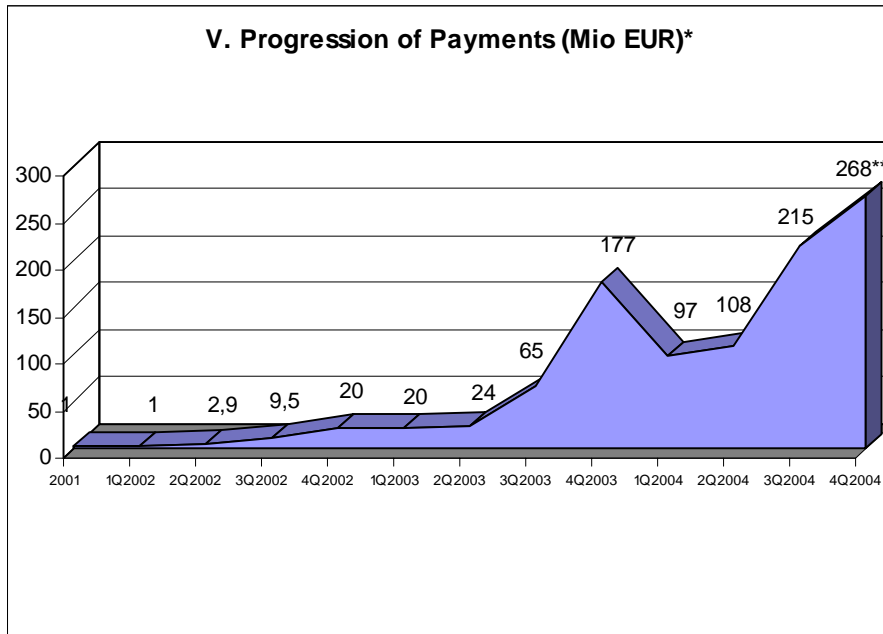
\* The distribution is based on Financial Tables in force on 31/12/04.

## ANNEX B – All Countries



\* The amounts are expressed as % of the total amount available for 2000–2003. For Bulgaria and Romania, the amounts are expressed for 2000–2004.

## ANNEX B – All Countries

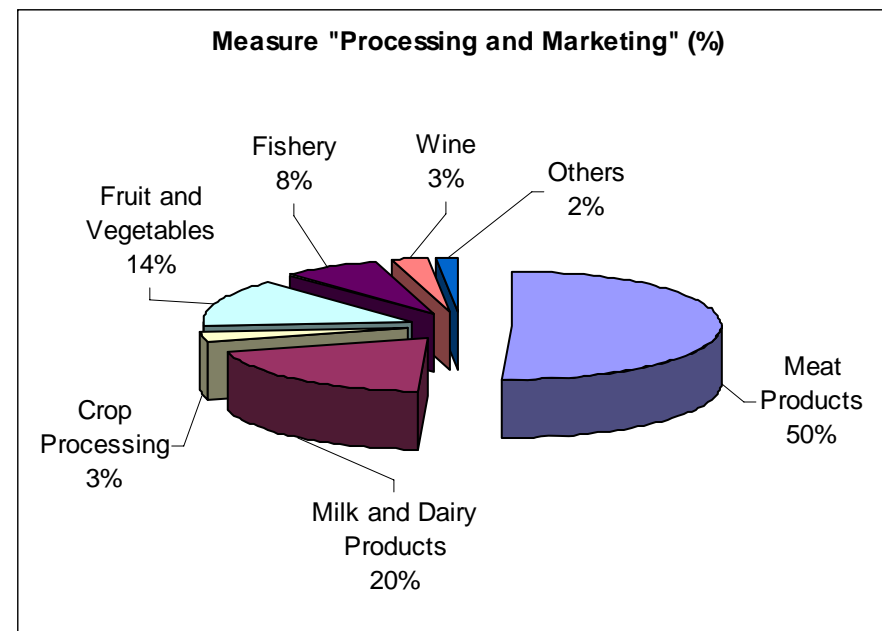
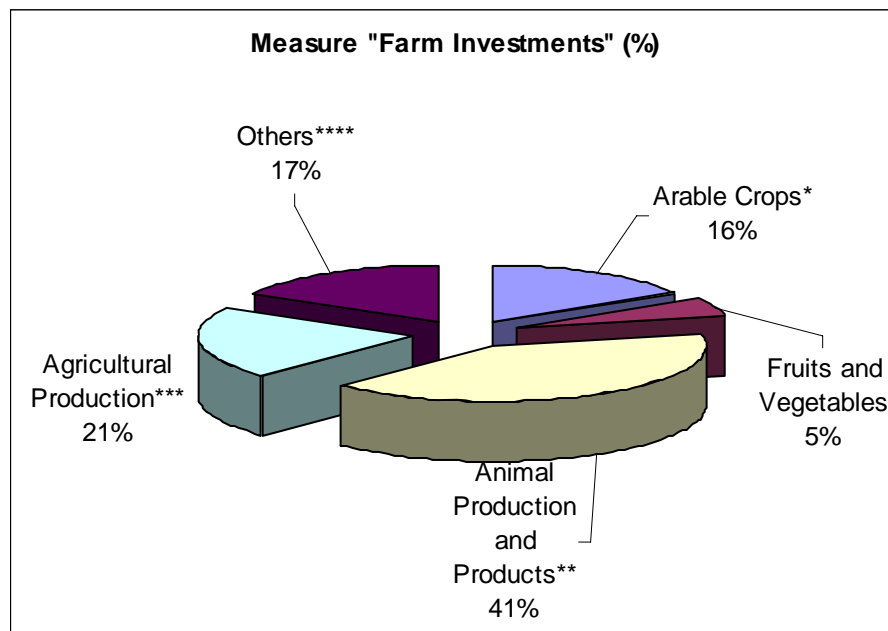


\* Payments including payment requests in treatment.

\*\* The amount indicated is partially paid in 2005.

\*\*\* In 2004, only Bulgaria and Romania were allocated further EU funds in the sum of €226.7 million.

## ANNEX C.1 – Amounts Contracted in eight new Member States under two measure



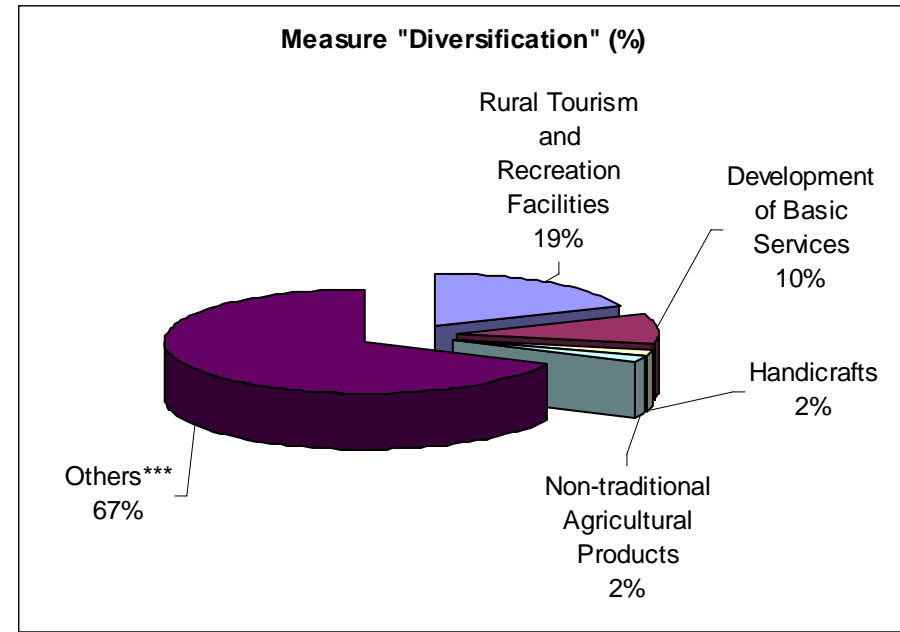
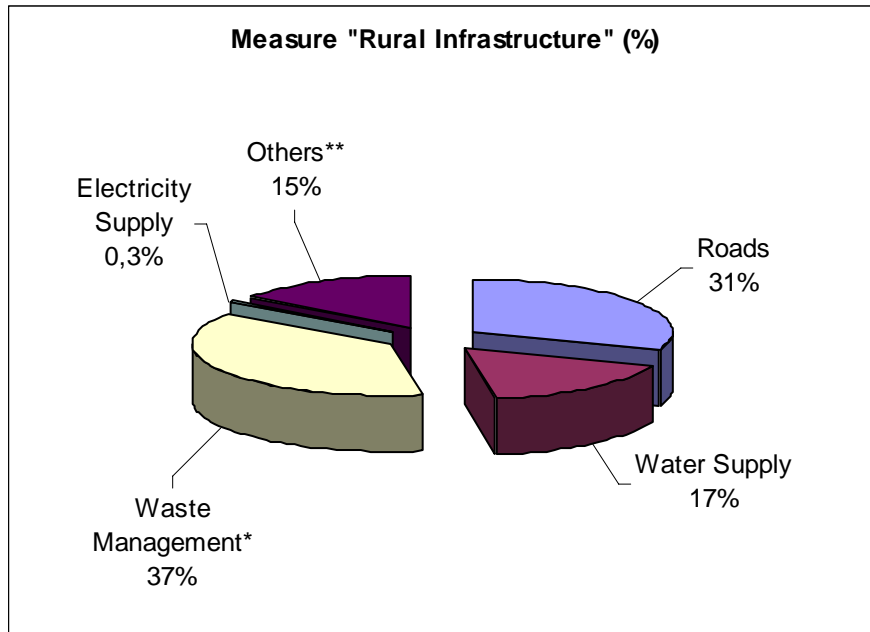
\* **Arable Crops** include cereals, essential-oil crops, oil crops, grain, and flax.

\*\* **Animal Production and Products** include cattle, pork, sheep, poultry, fattening, dairying and milk.

\*\*\* **Agricultural Production:** Investments in Agricultural Production in Poland, which includes horticultural production, other plant production, investments connected with preparation of products for sale and extension of agricultural production profile, was included as a separate sector as a result of the manner in which it was presented in Poland's monitoring tables.

\*\*\*\* **Others** include wine, fodder production, and greenhouses.

**ANNEX C.2 – Amounts Contracted in eight new Member States under two measure**

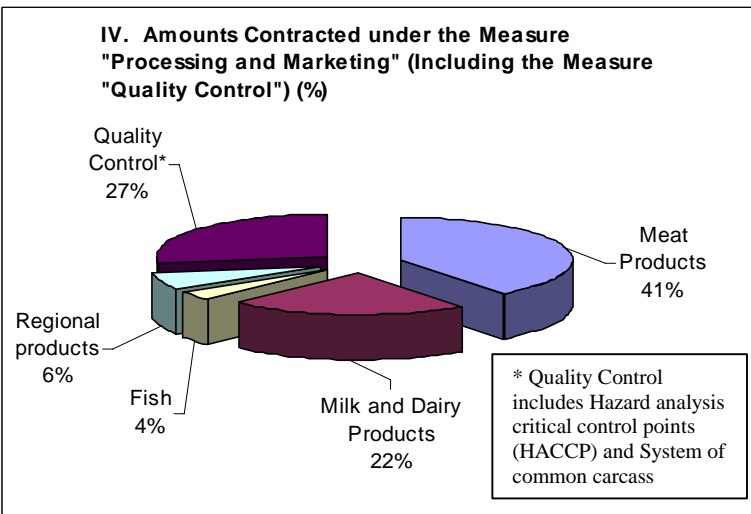
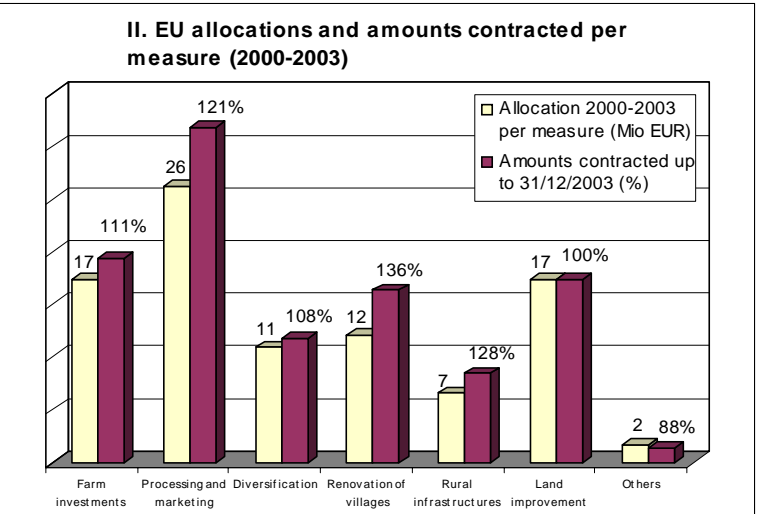
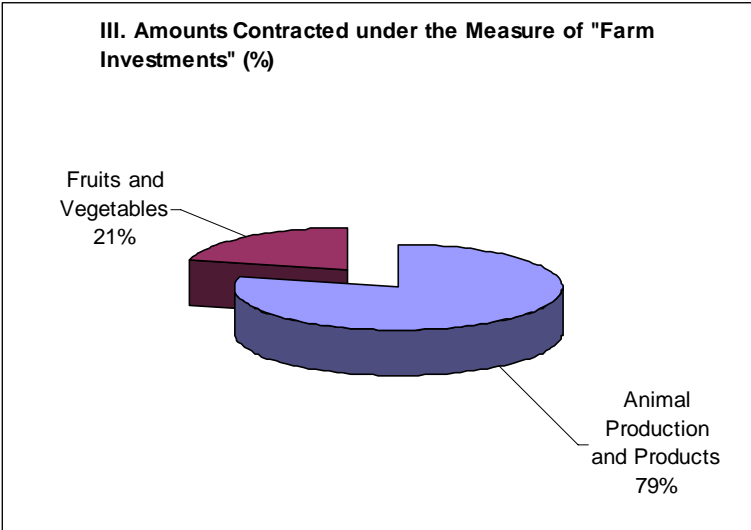
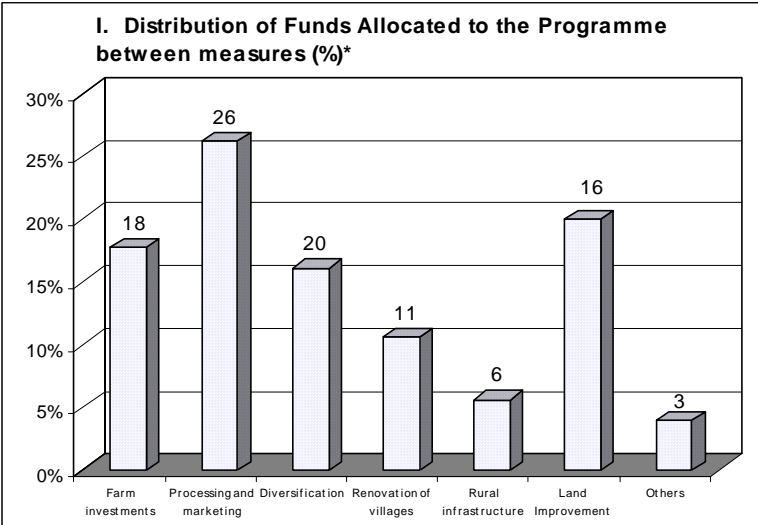


\* **Waste Management** includes sewerage networks, waste-water treatment plans, collection of classified waste, building of facilities for waste utilizing, waste water purification and disposal, and solid waste management.

\*\* **Others** includes preparatory activities, expansion of public transport, and development of technical infrastructure.

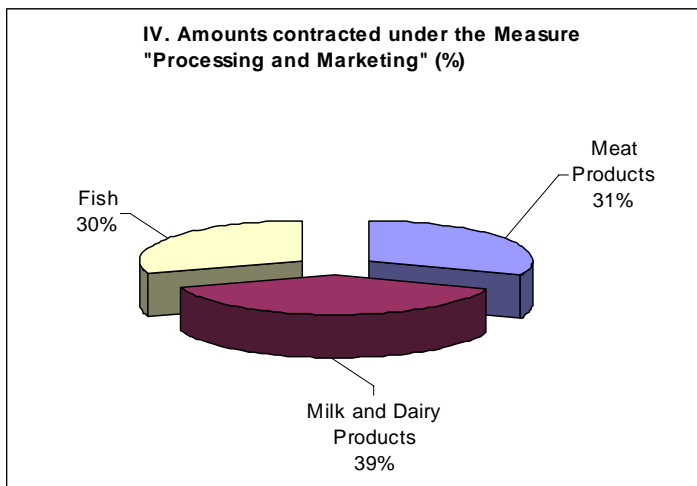
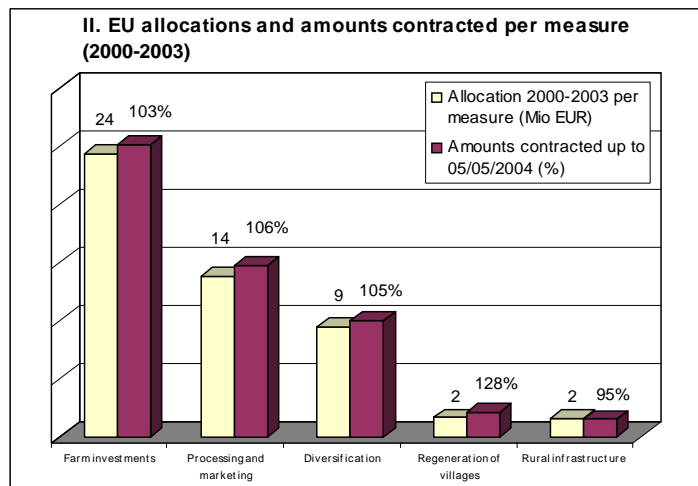
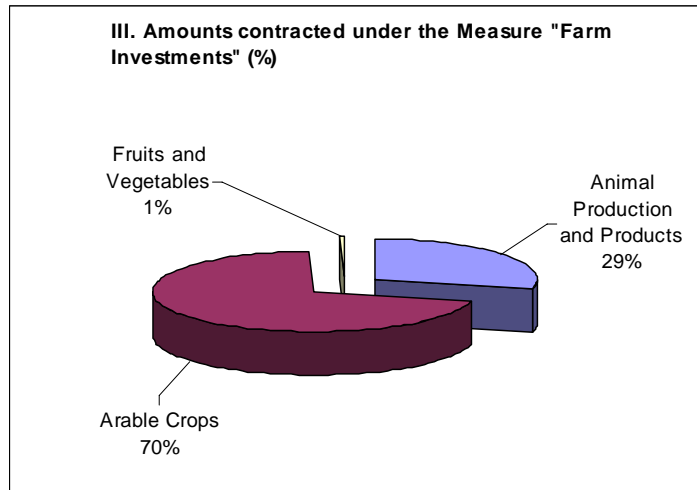
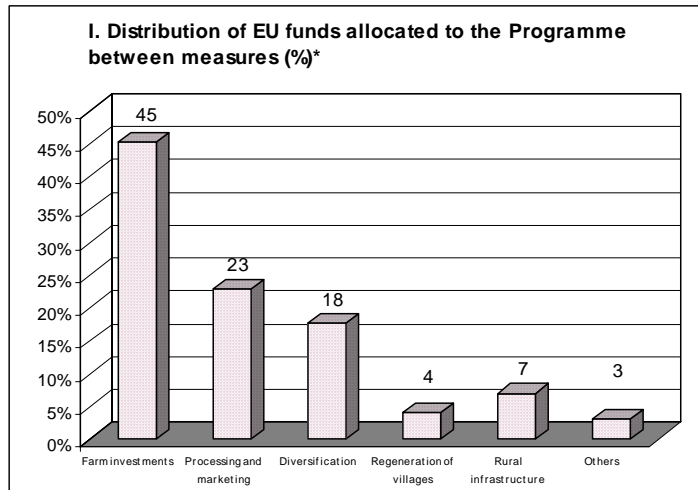
\*\*\* **Others** includes crayfish and fish farming, preparatory works, development of sales facilities, markets, festivals, fairs, production of energy of alternative sources, recycling, alternative heating material, SMEs, and providing additional income sources to farm households.

**ANNEX C.3.1-CZECH REPUBLIC**



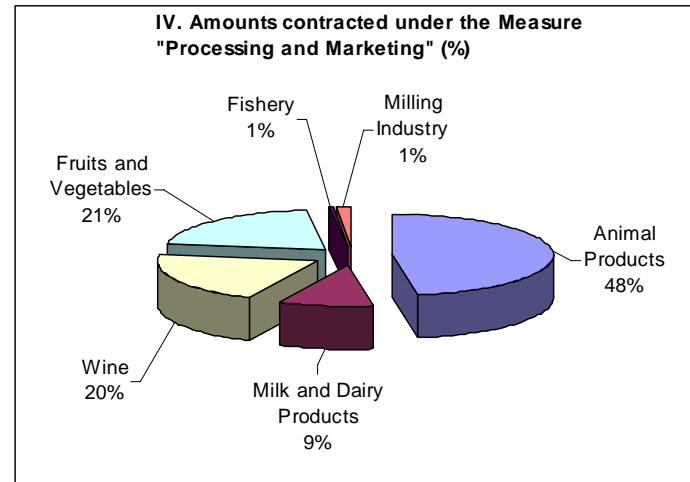
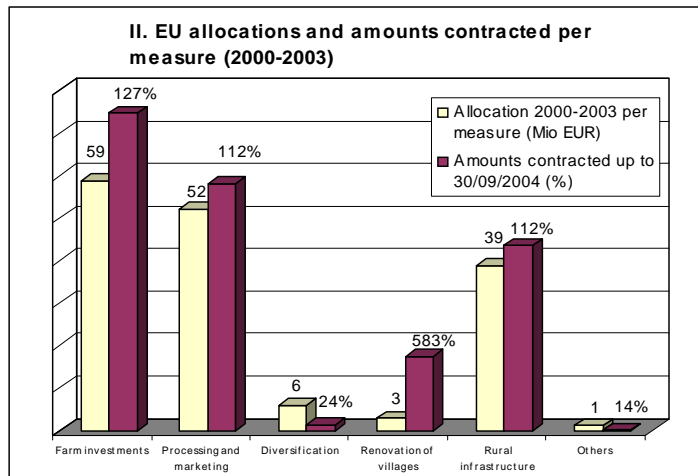

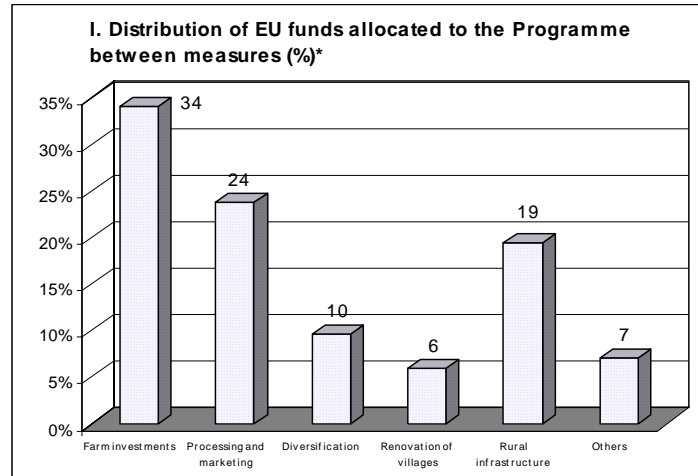
\*Based on Financial Table in force on 31/12/04

### ANNEX C.3.2 – ESTONIA



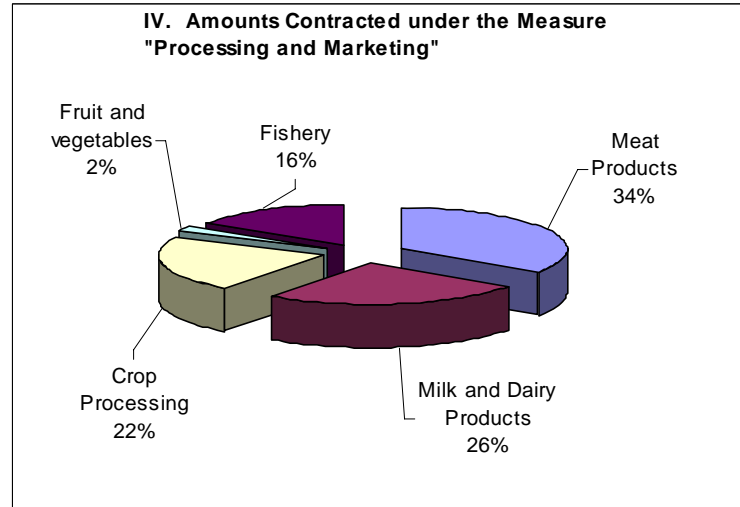
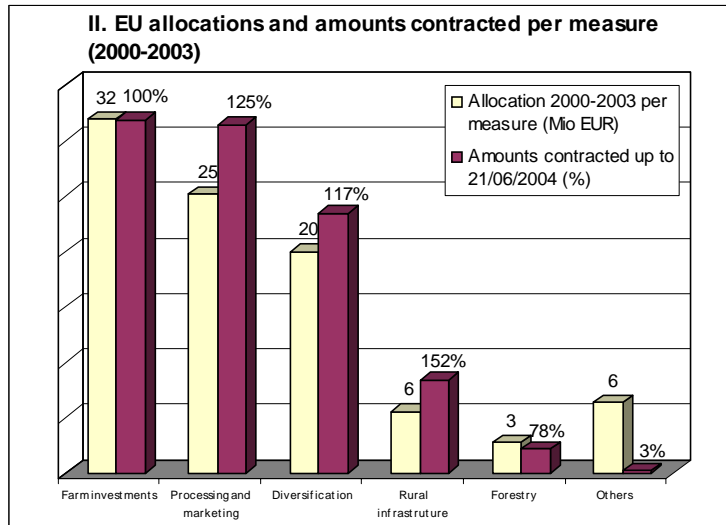
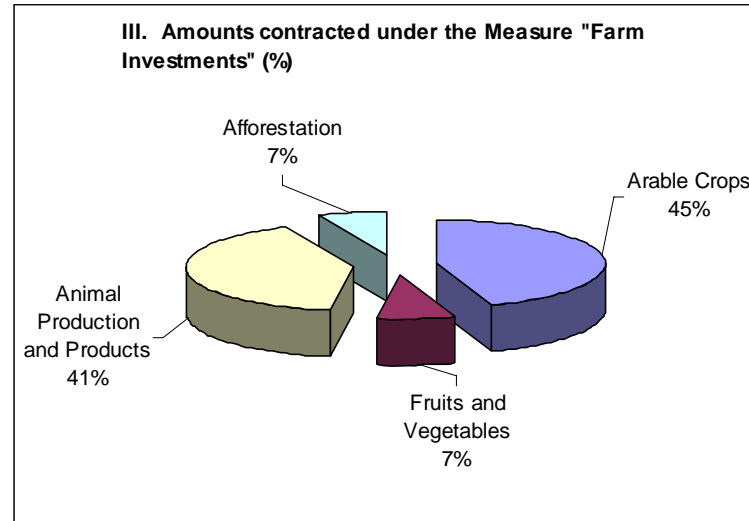
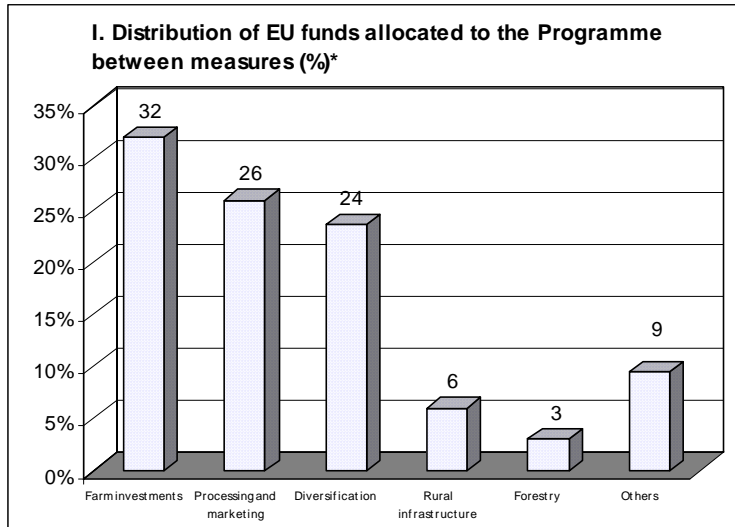
\* Based on Financial Table in force on 31/12/04

### ANNEX C.3.3 – HUNGARY



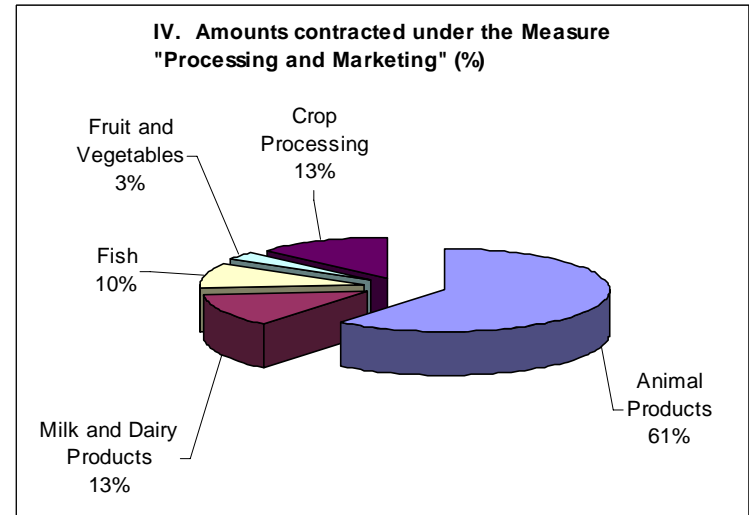
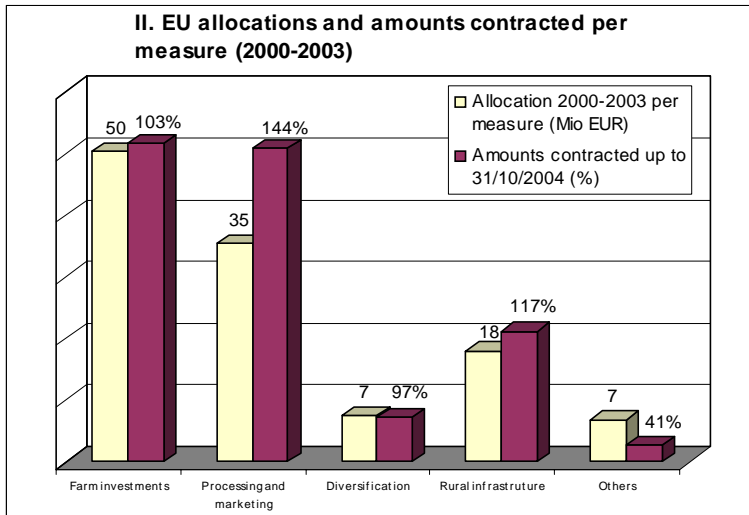
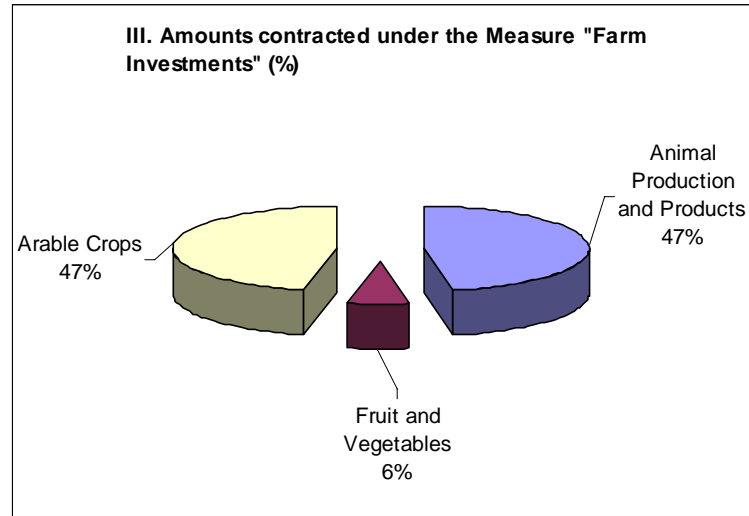
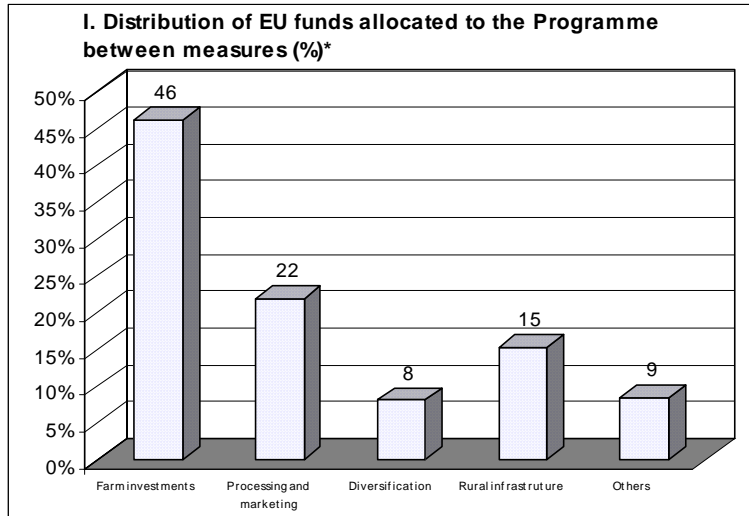
\*Base on Financial Table in force on 31/12/04

## ANNEX C.3.4 – LATVIA



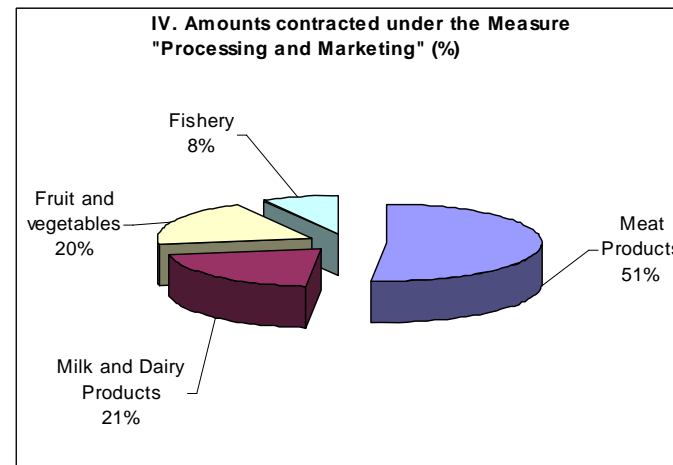
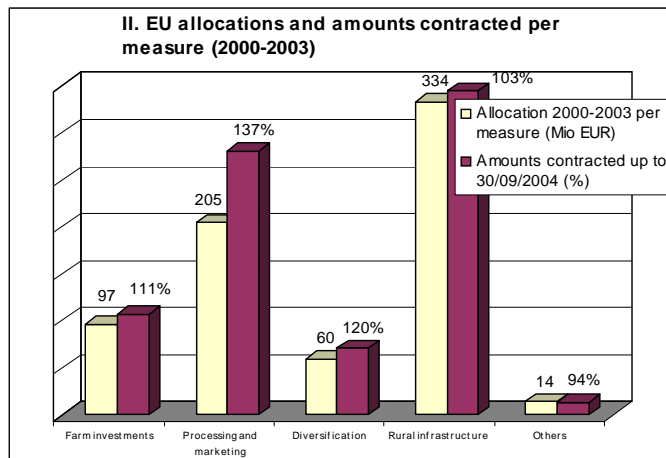
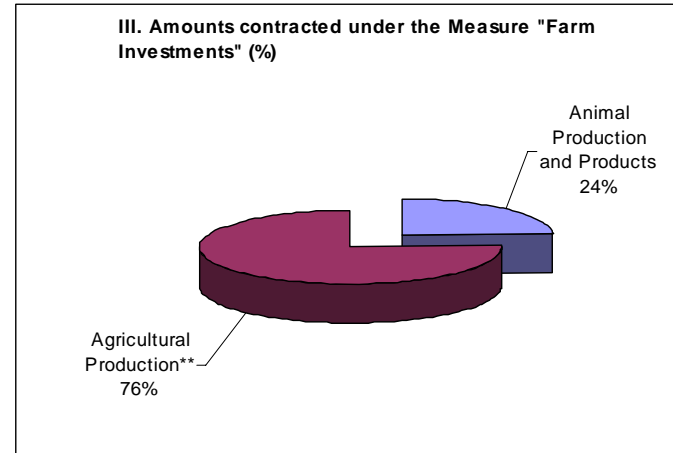
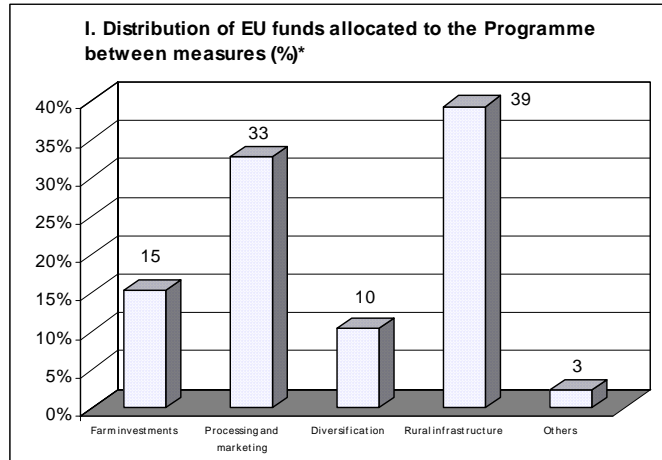
\* Based on Financial Table in force on 31/12/04

## ANNEX C.3.5 – LITHUANIA



\* Based on Financial Table in force on 31/12/04

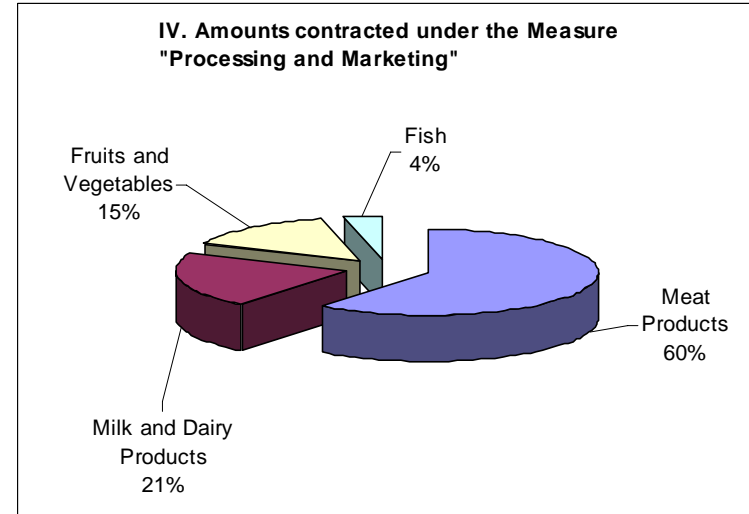
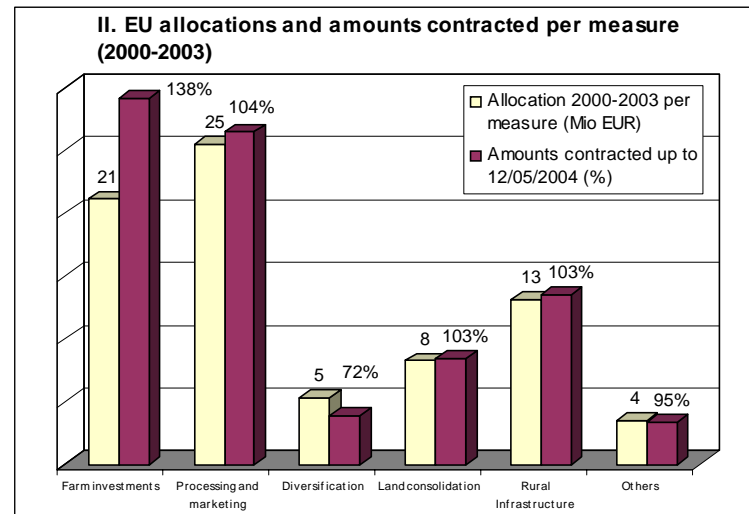
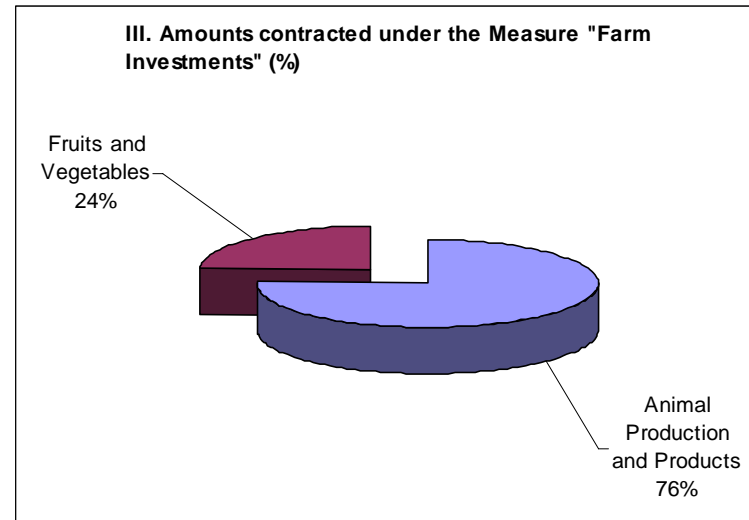
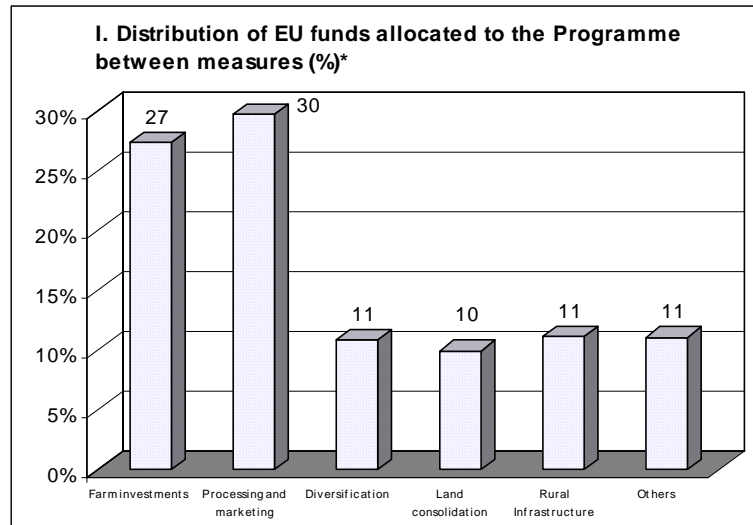
### ANNEX C.3.6 – POLAND



\*Based on Financial Table in force on 31/12/04

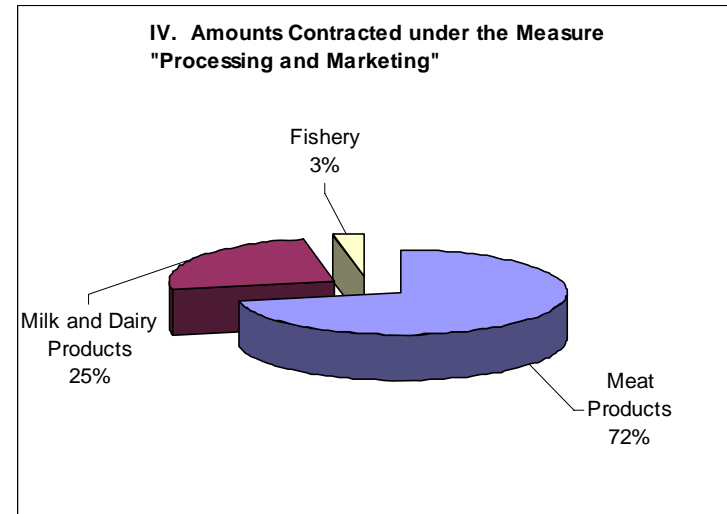
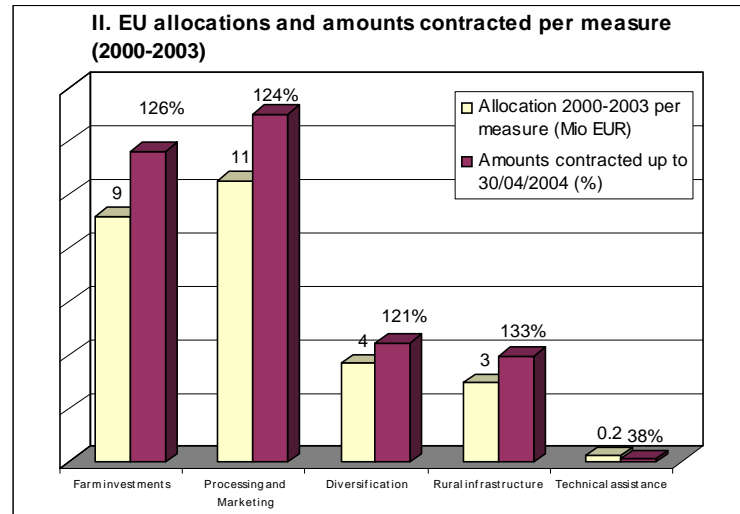
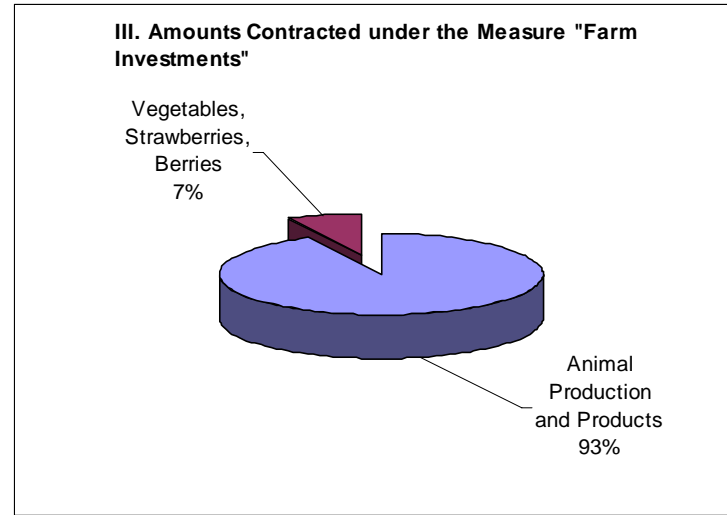
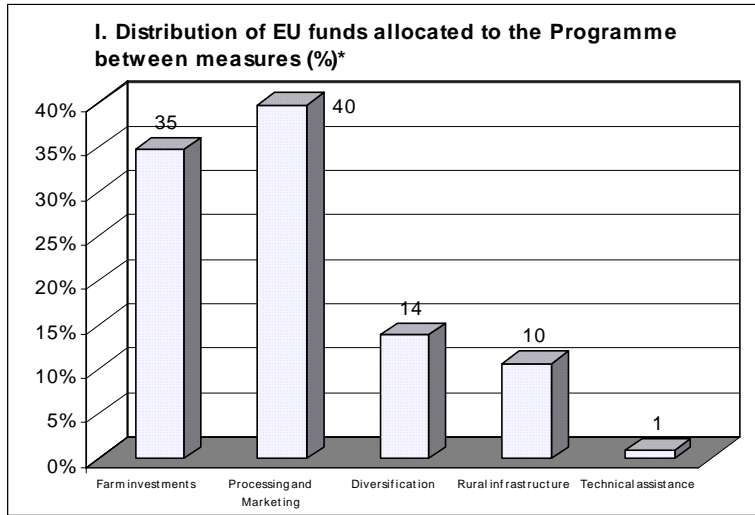
\*\* **Agricultural Production** includes horticultural production, other plant production, investments connected with preparation of products for sale and extension of agricultural production profile.

### ANNEX C.3.7 – SLOVAKIA



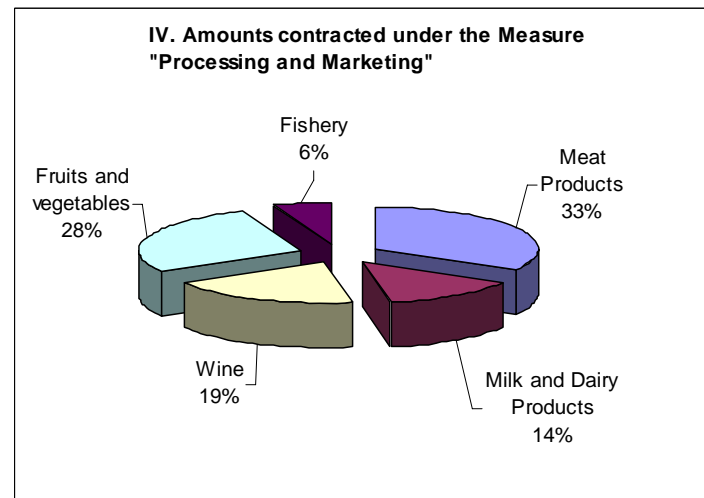
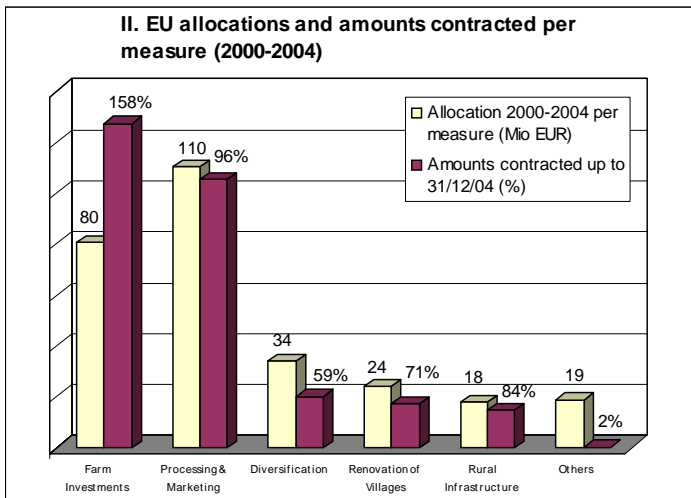
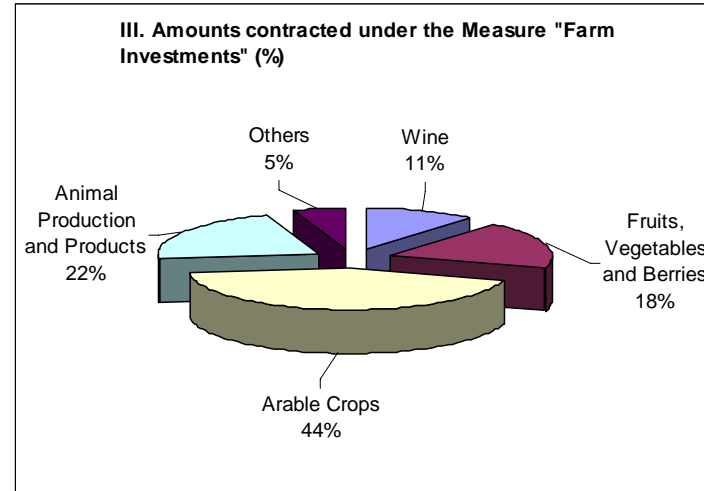
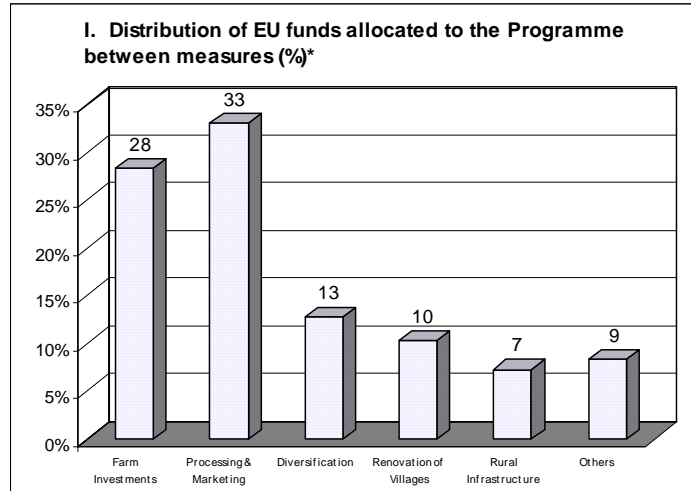
\* Based on Financial Table in force on 31/12/04

### ANNEX C.3.8 – SLOVENIA



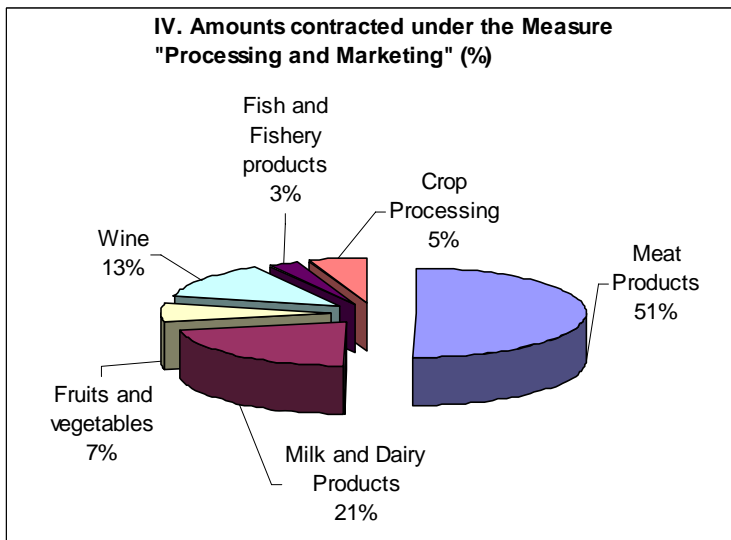
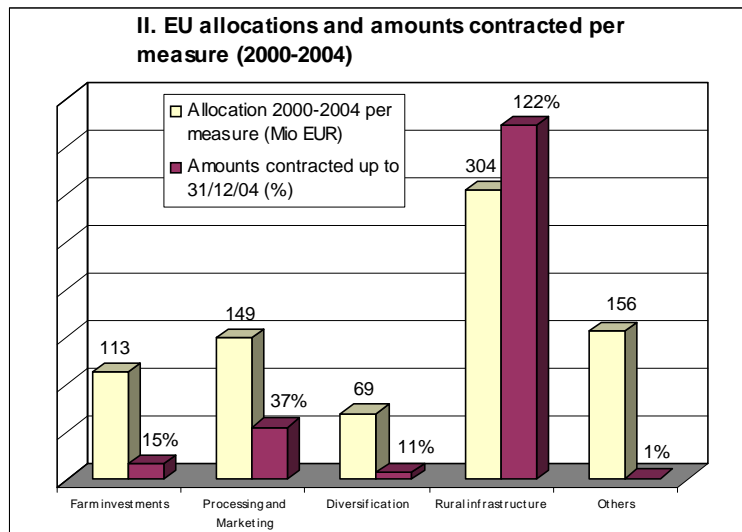
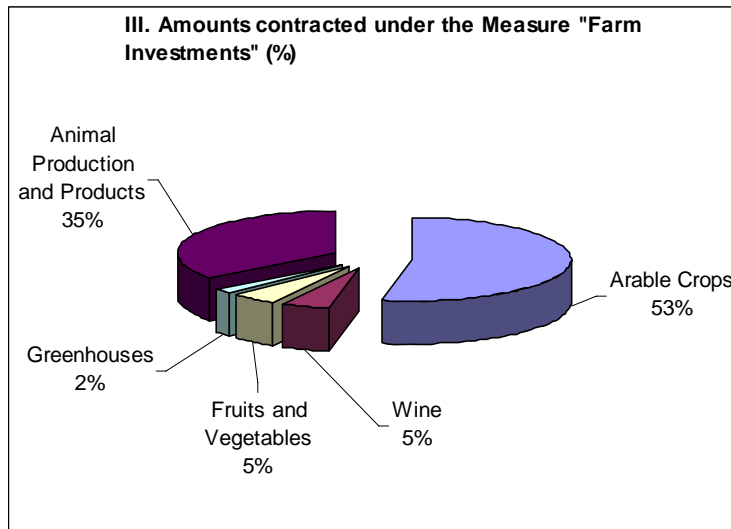
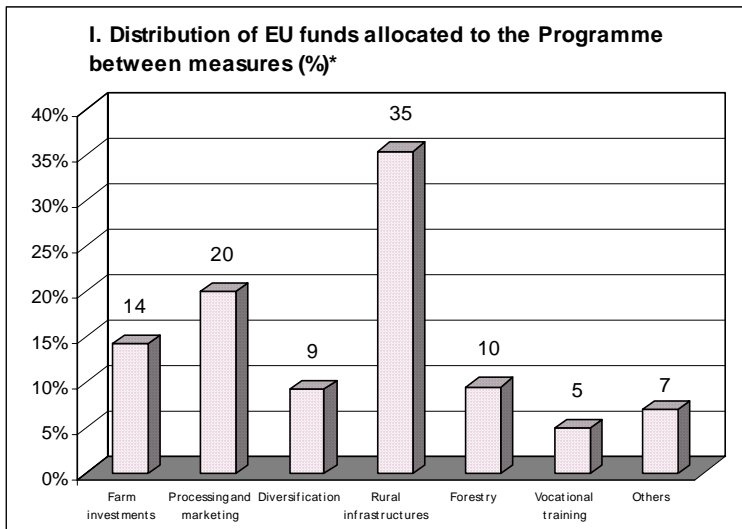
\*Based on Financial Table in force 31/12/04

### ANNEX C.3.9 – BULGARIA



\*Based on Financial Table in force 31/12/04

### ANNEX C.3.10 – ROMANIA



\*Based on Financial Table in force on 31/12/04

**ANNEX D – Modifications of Sapard Programmes**

|   | <i>Bulgaria</i> | <i>Czech Rep.</i> | <i>Estonia</i> | <i>Hungary</i> | <i>Latvia</i> | <i>Lithuania</i> | <i>Poland</i> | <i>Romania</i> | <i>Slovakia</i> | <i>Slovenia</i> |
|---|-----------------|-------------------|----------------|----------------|---------------|------------------|---------------|----------------|-----------------|-----------------|
| Commission Decision approving the Sapard programme on:                            | 20.10.2000      | 26.10.2000        | 17.11.2000     | 18.10.2000     | 25.10.2000    | 27.11.2000       | 18.10.2000    | 12.12.2000     | 17.11.2000      | 27.10.2000      |
| <b>1<sup>ST</sup> modification of the programmes adopted by the Commission on</b> | 21.05.2002      | 26.02.2002        | 19.12.2002     | 26.11.2002     | 28.11.2001    | 23.12.2002       | 22.04.2002    | 11.07.2002     | 5.03.2002       | 24.11.2003      |
| <b>2<sup>ND</sup> modification of the programmes adopted by the Commission on</b> | 27.5.2003       | 12.04.2002        | 13.02.2004     | 21.08.2003     | 31.07.2002    | 09.09.2003       | 05.12.2002    | 27.5.2003      | 31.07.2002      |                 |
| <b>3<sup>RD</sup> modification of the programmes adopted by the Commission on</b> | 23.12.2004      | 31.07.2002        |                | 25.02.2004     | 18.02.2003    |                  | 11.07.2003    | 01.08.2003     | 20.03.2003      |                 |
| <b>4<sup>TH</sup> Modification of the programmes adopted by the Commission on</b> |                 | 23.12.2002        |                |                | 17.07.2003    |                  | 01.08.2003    | 17.09.2004     | 21.08.2003      |                 |
| <b>5<sup>TH</sup> Modification of the programmes adopted by the Commission on</b> |                 |                   |                |                | 13.02.2004    |                  | 13.02.2004    |                | 13.02.2004      |                 |
| <b>6<sup>TH</sup> modification of the programmes adopted by the Commission on</b> |                 |                   |                |                |               |                  | 03.11.2004    |                |                 |                 |

## **ANNEX E – List of EU Legislation**

1. Act concerning the conditions of accession of the Czech Republic, of Republic of Estonia, the Republic of Cyprus, the Republic of Latvia, the Republic of Lithuania, the Republic of Hungary, the Republic of Malta, the Republic of Poland, the Republic of Slovenia and the Slovak Republic and the adjustments of the Treaties on which the European Union is founded (OJ L 23.09.2003 p. 33).
2. Sapard Council Regulation (EC) No 1268/1999 of 21 June 1999 on Community support for pre-accession measures for agriculture and rural development in the applicant countries of central and eastern Europe in the pre-accession period (OJ L 161, 26.06.1999, p. 87).
3. Council Regulation (EC) No 2008/2004 of 16 November 2004 amending Regulation (EC) No 1268/1999 on Community support for pre-accession measures for agriculture and rural development in the applicant countries of central and eastern Europe in the pre-accession period. (OJ L 349, 25.11.2004, p. 12).
4. Council Regulation (EC) No 2257/2004 of 20 December 2004 amending Regulation (EEC) No 3906/89, (EC) No 1267/1999, (EC) No 1268/1999 and (EC) No 2666/2000, to take into account Croatia's candidate status (OJ L 389, 30.12.2004, p. 1).
5. Commission Regulation (EC) No 2759/1999 of 22 December 1999 laying down rules for the application of Council Regulation (EC) No 1268/1999 on Community support for pre-accession measures for agriculture and rural development in the applicant countries of central and eastern Europe in the pre-accession period (OJ L 331, 23.12.1999, p. 51).
6. Commission Regulation (EC) No 2278/2004 of 30 December 2004 amending Regulation (EC) No 2759/1999 laying down rules for the application of Council Regulation (EC) No 1268/1999 on Community support for pre-accession measures for agriculture and rural development in the applicant countries of central and eastern Europe in the pre-accession period (OJ L 396, 31.12.2004, p. 36).
7. Commission Regulation (EC) No 1419/2004 on the continuation of the application of the Multi-annual Financing Agreements and the Annual Financing Agreements concluded between the European Commission representing the European Community on the one hand and the Czech Republic, Estonia, Hungary, Latvia, Lithuania, Poland, Slovakia and Slovenia on the other, and providing for certain derogations from the Multi-annual Financing Agreements and from Regulations (EC) No 1266/1999 and (EC) No 2222/2000 (OJ L 258, 5.08.2004, p. 11).
8. Commission Regulation (EC) No 2222/2000 of 7 June 2000 laying down financial rules for the application of Council Regulation (EC) No 1268/1999 on Community support for pre-accession measures for agriculture and rural development in the applicant countries of central and eastern Europe in the pre-accession period (OJ L 253, 7.10.2000, p. 5-14).

## ANNEX F – Conferral of Management

Measures included in the Commission Decisions already taken conferring the management of aid for the country concerned (C)

Measures for which the national accreditation has been granted (N)

Measures for which the country has requested national accreditation (NR)

Measures not included in the Sapard programme approved for country concerned:

(percentage of EU contribution allocated to the programmes (2000-2006) at 2000 prices according to the original approved programme)

situation on: 31/12/2004

| Measures according to Article 2 of Reg. 1268/1999(1)                         | BULGARIA   |          | CZECH       |             | ESTONIA    |          | HUNGARY    |          | LATVIA     |          | LITHUANIA  |          | POLAND     |          | ROMANIA    |          | SL          |
|--|------------|----------|-------------|-------------|------------|----------|------------|----------|------------|----------|------------|----------|------------|----------|------------|----------|-------------|
| - Investment in agricultural holdings  | 31%        | 1stC     | 16%         | 1stC        | 43%        | 1stC     | 28%        | 1stC     | 23%        | 1stC     | 47%        | 1stC     | 18%        | 1stC     | 15%        | 2ndC     | 28%         |
| - Processing & marketing of agriculture and fishery products                 | 24%        | 1stC(4)  | 17%         | 1stC        | 18%        | 1stC     | 21%        | 1stC     | 26%        | 1stC     | 21%        | 1stC     | 38%        | 1stC     | 17%        | 1stC     | 26%         |
| - Structures for quality, veterinary controls, foodstuffs and cons.          |            |          | 9%          | 1stC        |            |          |            |          |            |          |            |          |            |          | 3%         |          |             |
| - Environmentally friendly agricultural practices                            | 2%         |          | 3%          | 2ndC        | 2%         |          | 4%         |          | 4%         |          | 1%         |          | 2%         |          | 2%         |          | 3%          |
| - Diversification of activities, providing altern. income                    | 6%         | 1stC     | 16%         | 1stC        | 18%        | 1stC     | 16%        | 2ndC     | 24%        | 1stC     | 8%         | 1stC     | 11%        | 2ndC     | 10%        | 2ndC     | 11%         |
| - Setting up farm relief and farm management services                        |            |          |             |             |            |          |            |          |            |          |            |          |            |          |            |          |             |
| - Setting up Producer groups   | 1%         | 2ndC     |             |             |            |          | 7%         |          |            |          |            |          |            |          | 2%         |          | 5%          |
| - Renovation and develop. of villages, protect. of rural heritage            | 8%         | 2ndC     | 11%         | 1stC(2)     | 4%         | 2ndC     | 9%         | 2ndC     |            |          |            |          |            |          |            |          |             |
| - Land improvement and reparcelling  |            |          | 20%         | 1stC        |            |          |            |          | 2%         |          |            |          |            |          |            |          | 10%         |
| - Establish and updating of land registers                                   |            |          |             |             |            |          |            |          |            |          |            |          |            |          |            |          |             |
| - Vocational training  | 4%         | 2ndC     | 2%          | 3rdC        |            |          | 2%         |          | 4%         | 1stC     | 2%         | 1stC     | 2%         | 1stC     | 5%         | 2ndC     | 2%          |
| - Rural infrastructures  | 6%         | 2ndC     | 5%          | 1stC(2)     | 12%        | 1stC     | 12%        | 1stC     | 12%        | 1stC     | 16%        | 1stC     | 28%        | 1stC     | 28%        | 1stC     | 4%          |
| - Agricultural water resources management                                    | 6%         |          |             |             |            |          |            |          |            |          |            |          |            |          | 3%         |          |             |
| - Forestry, afforestation, investm., processing/market.                      | 8%         | 2ndC     |             |             | 1%         |          |            |          | 3%         | 1stC     | 3%         | 2ndC     |            |          | 10%        |          | 8%          |
| - Technical Assistance   | 4%         | 2ndC     | 1%          | 1stC        | 2%         |          | 1%         | 1stC     | 2%         | 2ndC     | 2%         | 2ndC     | 1%         | 1stC     | 5%         | 1stC     | 3%          |
| <b>TOTAL Programme</b>   | 100%       | 11       | 100%        | 9(2)        | 100%       | 8        | 100%       | 9        | 100%       | 9        | 100%       | 8        | 100%       | 7        | 100%       | 11       | 100%        |
| <b>Total for measures for which conferral of management has been granted</b> | <b>92%</b> | <b>9</b> | <b>100%</b> | <b>9(2)</b> | <b>95%</b> | <b>5</b> | <b>62%</b> | <b>4</b> | <b>94%</b> | <b>7</b> | <b>99%</b> | <b>7</b> | <b>98%</b> | <b>6</b> | <b>80%</b> | <b>6</b> | <b>100%</b> |
| Receipt of first accreditation package                                       | 18/12/2000 |          | 13/11/2001  |             | 5/02/2001  |          | 01/10/2002 |          | 27/06/2001 |          | 24/07/2001 |          | 20/09/2001 |          | 12/06/2002 |          | 7/0         |
| Date of Commission Decision conferring the management of aid (1st C)         | 14/05/2001 |          | 15/04/2002  |             | 15/06/2001 |          | 26/11/2002 |          | 06/12/2001 |          | 26/11/2001 |          | 02/07/2002 |          | 31/07/2002 |          | 15/C        |
| Receipt of second accreditation package                                      | 28/01/2003 |          | 16/10/2002  |             | 7/08/2003  |          | 25/11/2003 |          | 17/4/2003  |          | 3/03/2003  |          | 14/06/2003 |          | 7/07/2003  |          | 31/C        |
| Date of Commission Decision conferring the management of aid (2nd C)         | 14/08/2003 |          | 19/02/2003  |             | 13/02/2004 |          | 27/04/2004 |          | 24/09/2003 |          | 09/10/2003 |          | 14/11/2003 |          | 05/12/2003 |          | 14/C        |
| Receipt of third accreditation package                                       |            |          | 16/01/2003  |             |            |          |            |          |            |          |            |          |            |          |            |          |             |
| Date of Commission Decision conferring the management of aid (3rd C)         |            |          | 01/08/2003  |             |            |          |            |          |            |          |            |          |            |          |            |          |             |

(1) - the exact name of the measure in the relevant programme may be different from the names of the measure listed.

(2) - in Czech Republic both measures (Renovation of villages + infrastructures) are included in their Measure 2.1: Renovation of villages and rural infrastructure. Conferral of management include

(3) - in Slovak Republic both measures (diversification + infrastructures) are included in their Measure 4: diversification of activities in rural areas. Conferral of management includes both.

(4) - in Bulgaria the conferral of management for sub-measure "Wholesale Markets" included in measure "processing and marketing" was granted on 14/08/2003 (2ndC).